

Sampling, Aliasing, & Mipmaps

Last Time?

CSCI-6962 Advanced Computer Graphics Cutler

Importance Sampling

“Optimally combining sampling techniques for Monte Carlo rendering”

Veach & Guibas SIGGRAPH 1995



(a) Chosen uniformly within the cone of directions subtended by each light source

4 samples / pixel

(b) Chosen with probability proportional to the BRDF

4 samples / pixel

(c) Weighted combination of (a) & (b)

8 samples / pixel

CSCI-6962 Advanced Computer Graphics Cutler


Today

- **What is a Pixel?**
- Examples of Aliasing
- Sampling & Reconstruction
- Filters in Computer Graphics
- Anti-Aliasing for Texture Maps

CSCI-6962 Advanced Computer Graphics Cutler

What is a Pixel?

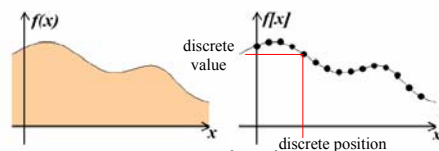
- A pixel is not:
 - a box
 - a disk
 - a teeny tiny little light
- A pixel “looks different” on different display devices
- A pixel is a sample
 - it has no dimension
 - it occupies no area
 - it cannot be seen
 - it has a coordinate
 - it has a value



CSCI-6962 Advanced Computer Graphics Cutler

More on Samples

- Most things in the real world are *continuous*, yet everything in a computer is *discrete*
- The process of mapping a continuous function to a discrete one is called *sampling*
- The process of mapping a continuous variable to a discrete one is called *quantization*
- To represent or render an image using a computer, we must both sample and quantize



An Image is a 2D Function

- An *ideal image* is a continuous function $I(x,y)$ of intensities.
- It can be plotted as a height field.
- In general an image cannot be represented as a continuous, analytic function.
- Instead we represent images as tabulated functions.
- How do we fill this table?



CSCI-6962 Advanced Computer Graphics Cutler

Sampling Grid

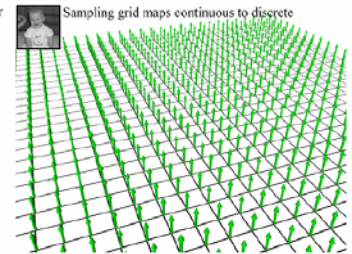
- We can generate the table values by multiplying the continuous image function by a sampling grid of Kronecker delta functions.

The definition of the 2-D Kronecker delta is:

$$\delta(x,y) = \begin{cases} 1, & (x,y) = (0,0) \\ 0, & \text{otherwise} \end{cases}$$

And a 2-D sampling grid:

$$\sum_{j=0}^{h-1} \sum_{i=0}^{w-1} \delta(u-i, v-j)$$


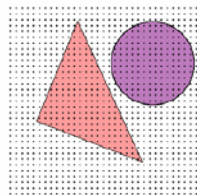


CSCI-6962 Advanced Computer Graphics Cutler

Sampling an Image

- The result is a set of point samples, or pixels.

The same analysis can be applied to geometric objects:



CSCI-6962 Advanced Computer Graphics Cutler

Questions?

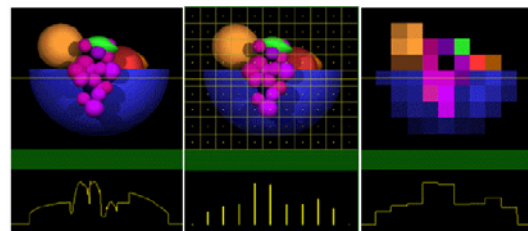
CSCI-6962 Advanced Computer Graphics Cutler

Today

- What is a Pixel?
- **Examples of Aliasing**
- Sampling & Reconstruction
- Filters in Computer Graphics
- Anti-Aliasing for Texture Maps

CSCI-6962 Advanced Computer Graphics Cutler

Examples of Aliasing

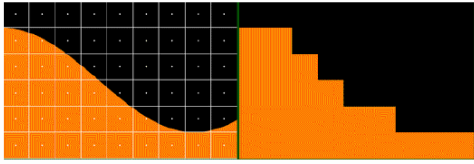


- Aliasing occurs because of *sampling* and *reconstruction*

CSCI-6962 Advanced Computer Graphics Cutler

Examples of Aliasing

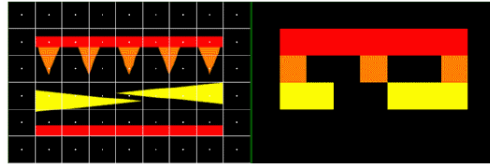
Jagged boundaries



CSCI-6962 Advanced Computer Graphics Cutler

Examples of Aliasing


Improperly rendered detail



CSCI-6962 Advanced Computer Graphics Cutler

Examples of Aliasing

Texture Errors



CSCI-6962 Advanced Computer Graphics Cutler

Questions?


Today

- What is a Pixel?
- Examples of Aliasing
- **Sampling & Reconstruction**
 - Sampling Density
 - Fourier Analysis & Convolution
- Filters in Computer Graphics
- Anti-Aliasing for Texture Maps

CSCI-6962 Advanced Computer Graphics Cutler

Sampling Density

- How densely must we sample an image in order to capture its essence?
- If we under-sample the signal, we won't be able to accurately reconstruct it...

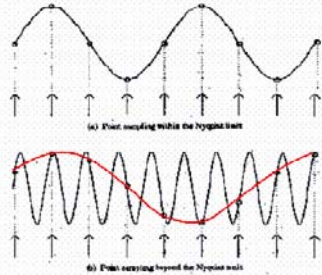


CSCI-6962 Advanced Computer Graphics Cutler

Sampling Density

- If we insufficiently sample the signal, it may be mistaken for something simpler during reconstruction (that's aliasing!)


Image from Robert L. Cook, "Stochastic Sampling and Distributed Ray Tracing", An Introduction to Ray Tracing, Andrew Glassner, ed., Academic Press Limited, 1989.



CSCI-

Sampling Density

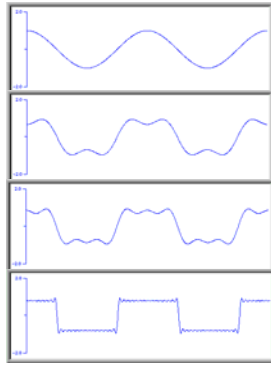
- Aliasing in 2D because of insufficient sampling density



CSCI-6962 Advanced Computer Graphics Cutler

Remember Fourier Analysis?

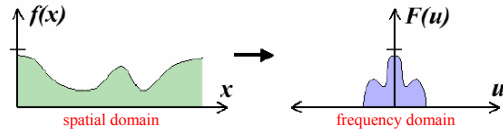
- All periodic signals can be represented as a summation of sinusoidal waves.



Images from <http://axion.physics.ubc.ca/341-02/fourier/fourier.html>

Remember Fourier Analysis?

- Every periodic signal in the *spatial domain* has a dual in the *frequency domain*.



- This particular signal is *band-limited*, meaning it has no frequencies above some threshold

CSCI-6962 Advanced Computer Graphics Cutler

Remember Fourier Analysis?

- We can transform from one domain to the other using the Fourier Transform.

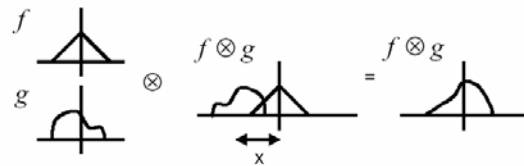
$$\begin{aligned}
 &\text{frequency domain} \quad \text{spatial domain} \\
 &\text{Fourier Transform} \quad F(u, v) = \iint_{-\infty}^{\infty} f(x, y) e^{-i2\pi(ux+vy)} dx dy \\
 &\text{Inverse Fourier Transform} \quad f(x, y) = \iint_{-\infty}^{\infty} F(u, v) e^{i2\pi(ux+vy)} du dv
 \end{aligned}$$

CSCI-6962 Advanced Computer Graphics Cutler

Remember Convolution?

Convolution describes how a system with impulse response, $h(x)$, reacts to a signal, $f(x)$.

$$f(x) * h(x) = \int_{-\infty}^{\infty} f(\lambda)h(x-\lambda)d\lambda.$$



CS174E W99 Lecture 7

Copyright © Mark Meyer

Images from Mark Meyer <http://www.gg.caltech.edu/~cs174a/>

Remember Convolution?

- Some operations that are difficult to compute in the spatial domain can be simplified by transforming to its dual representation in the frequency domain.
- For example, convolution in the spatial domain is the same as multiplication in the frequency domain.

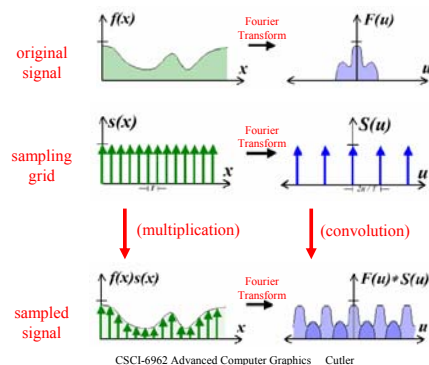
$$f(x) * h(x) \rightarrow F(u)H(u)$$

- And, convolution in the frequency domain is the same as multiplication in the spatial domain

$$F(u) * H(u) \rightarrow f(x)h(x)$$

CSCI-6962 Advanced Computer Graphics Cutler

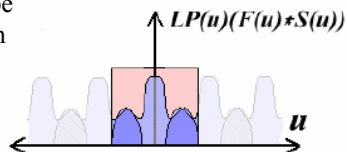
Sampling in the Frequency Domain



Reconstruction

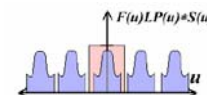
- If we can extract a copy of the original signal from the frequency domain of the sampled signal, we can reconstruct the original signal!

- But there may be overlap between the copies.

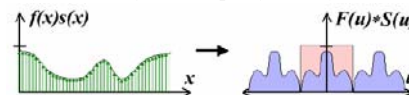


Guaranteeing Proper Reconstruction

- Separate by removing high frequencies from the original signal (low pass pre-filtering)



- Separate by increasing the sampling density



- If we can't separate the copies, we will have overlapping frequency spectrum during reconstruction \rightarrow aliasing.

CSCI-6962 Advanced Computer Graphics Cutler

Sampling Theorem

- When sampling a signal at discrete intervals, the sampling frequency must be *greater than twice* the highest frequency of the input signal in order to be able to reconstruct the original perfectly from the sampled version (Shannon, Nyquist)

CSCI-6962 Advanced Computer Graphics Cutler

Questions?

CSCI-6962 Advanced Computer Graphics Cutler

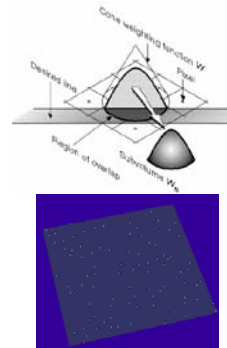
Today

- What is a Pixel?
- Examples of Aliasing
- Sampling & Reconstruction
- **Filters in Computer Graphics**
 - Pre-Filtering, Post-Filtering
 - Ideal, Gaussian, Box, Bilinear, Bicubic
- Anti-Aliasing for Texture Maps

CSCI-6962 Advanced Computer Graphics Cutler

Filters

- Weighting function or a convolution kernel
- Area of influence often bigger than "pixel"
- Sum of weights = 1
 - Each sample contributes the same total to image
 - Constant brightness as object moves across the screen.
- No negative weights/colors (optional)



CSCI-6962 Advanced Computer Graphics Cutler

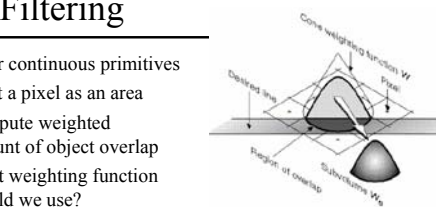
Filters

- Filters are used to
 - reconstruct a continuous signal from a sampled signal (reconstruction filters)
 - band-limit continuous signals to avoid aliasing during sampling (low-pass filters)
- Desired frequency domain properties are the same for both types of filters
- Often, the same filters are used as reconstruction and low-pass filters

CSCI-6962 Advanced Computer Graphics Cutler

Pre-Filtering


- Filter continuous primitives
- Treat a pixel as an area
- Compute weighted amount of object overlap
- What weighting function should we use?



Source: Foley, VanDam, Fries, Hughes - Computer Graphics, Second Edition, Addison Wesley

Post-Filtering

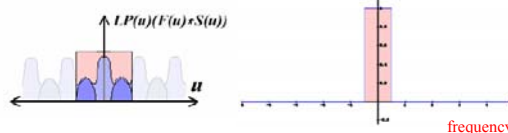
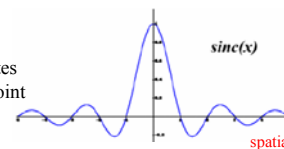
- Filter samples
- Compute the weighted average of many samples
- Regular or jittered sampling (better)



CSCI-6962 Advanced Computer Graphics Cutler

The Ideal Filter

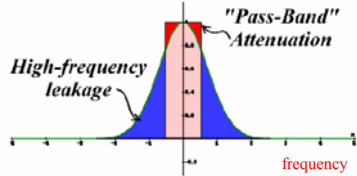
- Unfortunately it has *infinite* spatial extent
 - Every sample contributes to every interpolated point
- Expensive/impossible to compute



CSCI-6962 Advanced Computer Graphics Cutler

Problems with Practical Filters

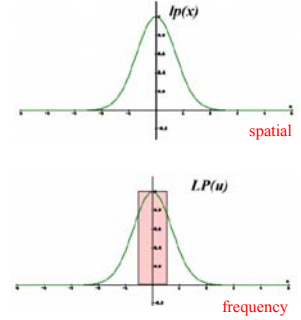
- Many visible artifacts in re-sampled images are caused by poor reconstruction filters
- Excessive pass-band attenuation results in blurry images
- Excessive high-frequency leakage causes "ringing" and can accentuate the sampling grid (anisotropy)



CSCI-6962 Advanced Computer Graphics Cutler

Gaussian Filter

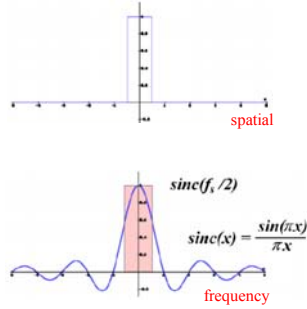
- This is what a CRT does for free!



CSCI-6962 Advanced Computer Graphics Cutler

Box Filter / Nearest Neighbor

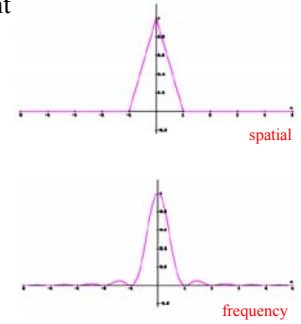
- Pretending pixels are little squares.



CSCI-6962 Advanced Computer Graphics Cutler

Tent Filter / Bi-Linear Interpolation

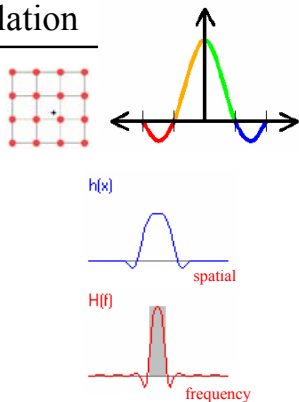
- Simple to implement
- Reasonably smooth



CSCI-6962 Advanced Computer Graphics Cutler

Bi-Cubic Interpolation


- Begins to approximate the ideal spatial filter, the sinc function



CSCI-6962 Advanced Computer Graphics Cutler

Why is the Box Filter Bad?

- (Why is it bad to think of pixels as squares)



Original high-resolution image



Down-sampled with a 5x5 box filter (uniform weights)



Down-sampled with a 5x5 Gaussian filter (non-uniform weights)

notice the ugly horizontal banding



CSCI-6962 Advanced Computer Graphics Cutler

Questions?

CSCI-6962 Advanced Computer Graphics Cutler


Today

- What is a Pixel?
- Examples of Aliasing
- Sampling & Reconstruction
- Filters in Computer Graphics
- **Anti-Aliasing for Texture Maps**
 - Magnification & Minification
 - Mipmaps
 - Anisotropic Mipmaps

CSCI-6962 Advanced Computer Graphics Cutler

Sampling Texture Maps


- When texture mapping it is rare that the screen-space sampling density matches the sampling density of the texture.



CSCI-6962 Advanced Computer Graphics Cutler

Linear Interpolation


- Tell OpenGL to use a tent filter instead of a box filter.
- Magnification looks better, but blurry
 - (texture is under-sampled for this resolution)



CSCI-6962 Advanced Computer Graphics Cutler

Spatial Filtering


- Remove the high frequencies which cause artifacts in texture minification.
- Compute a spatial integration over the extent of the pixel
- This is equivalent to convolving the texture with a filter kernel centered at the sample (i.e., pixel center)!
- Expensive to do during rasterization, but an approximation it can be precomputed



CSCI-6962 Advanced Computer Graphics Cutler

MIP Mapping

- Construct a pyramid of images that are pre-filtered and re-sampled at 1/2, 1/4, 1/8, etc., of the original image's sampling
- During rasterization we compute the index of the decimated image that is sampled at a rate closest to the density of our desired sampling rate
- MIP stands for *multum in parvo* which means *many in a small place*



CSCI-6962 Advanced Computer Graphics Cutler

MIP Mapping Example

- Thin lines may become disconnected / disappear

Nearest Neighbor MIP Mapped (Bi-Linear)

CSCI-6962 Advanced Computer Graphics Cutler

MIP Mapping Example

- Small details may "pop" in and out of view

Nearest Neighbor MIP Mapped (Bi-Linear)

CSCI-6962 Advanced Computer Graphics Cutler

Examples of Aliasing

Texture Errors

point sampling

mipmaps & linear interpolation

CSCI-6962 Advanced Computer Graphics Cutler

Storing MIP Maps

- Can be stored compactly
- Illustrates the 1/3 overhead of maintaining the MIP map

10-level mip map Memory format of a mip map

Anisotropic MIP-Mapping

- What happens when the surface is tilted?

Nearest Neighbor MIP Mapped (Bi-Linear)

CSCI-6962 Advanced Computer Graphics Cutler

Anisotropic MIP-Mapping

textured surface (texture map)

area pre-filtered in MIP-map

circular pixel window image plane

- Square MIP-map area is a bad approximation

CSCI-6962 Advanced Computer Graphics Cutler

Anisotropic MIP-Mapping

- We can use different mipmaps for the 2 directions
- Additional extensions can handle non axis-aligned views

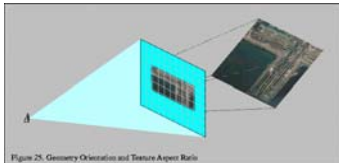


Figure 25. Geometry Orientation and Texture Aspect Ratio




Figure 26. Covering a Set of Anisotropically Filtered Images

Images from <http://www.sgi.com/software/opengl/advanced98/notes/node37.html>

Questions?

CSCI-6962 Advanced Computer Graphics Cutler