


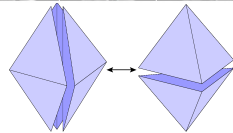
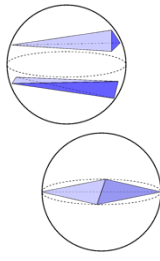
Animation, Motion Capture, & Inverse Kinematics

Announcements: Quiz

- On Friday (3/1), in class
- One 8.5x11 sheet of notes allowed
- Sample quiz (from a previous year) on website
- Focus on “reading comprehension” and material for Homeworks 0, 1, & 2

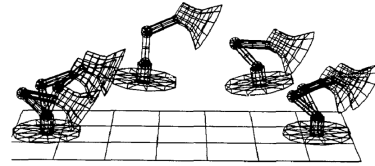
Last Time?

- Tetrahedral Meshing
- Haptics
- Anisotropic Materials
- Fracture



Today: How do we Animate?

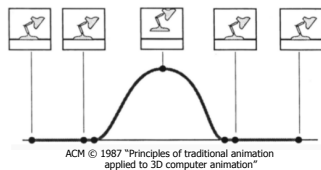
- Keyframing
- Procedural Animation
- Physically-Based Animation
- Motion Capture
- Skeletal Animation
- Forward and Inverse Kinematics



“Spacetime Constraints”, Witkin & Kass, SIGGRAPH 1988

Keyframing

- Use spline curves to automate the in betweening
 - Good control
 - Less tedious than drawing *every* frame
- Creating a good animation still requires considerable skill and talent




Procedural Animation

- Describes the motion algorithmically, as a function of small number of parameters
- Example: a clock with second, minute and hour hands
 - express the clock motions in terms of a “seconds” variable
 - the clock is animated by varying the seconds parameter
- Example: A bouncing ball
 - $Abs(\sin(\omega t + \theta_0)) * e^{-kt}$



Physically-Based Animation

- Assign physical properties to objects (masses, forces, inertial properties)
- Simulate physics by solving equations
- Realistic, but difficult to control
- Used for *secondary motions* (hair, cloth, scattering, splashes, breaking, smoke, etc.) that respond to primary *user controlled* animation



"Interactive Manipulation of Rigid Body Simulations"
SIGGRAPH 2000, Popović, Seitz, Erdmann, Popović & Witkin



Motion Capture

- Optical markers, high-speed cameras, triangulation → 3D position
- Captures style, subtle nuances and realism at high-resolution
- You must observe someone do something
- Difficult (or impossible?) to *edit* mo-cap data




Reading for Today:

- "Real-Time Hand-Tracking with a Color Glove"
SIGGRAPH 2009, Wang & Popović



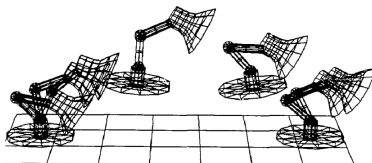
Reading for Tuesday: (*pick one*)



"Energy-based Self-Collision Culling for Arbitrary Deformations"
SIGGRAPH 2012, Zheng & James

Today: How do we Animate?

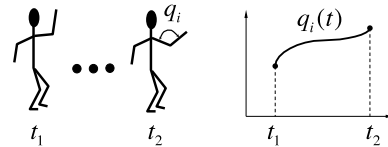
- Keyframing
- Procedural Animation
- Physically-Based Animation
- Motion Capture
- **Skeletal Animation**
- **Forward and Inverse Kinematics**



"Spacetime Constraints", Witkin & Kass, SIGGRAPH 1988

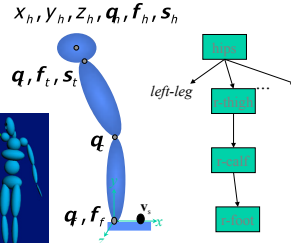
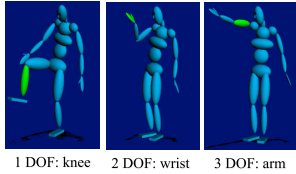
Articulated Models

- Articulated models:
 - rigid parts
 - connected by joints
- They can be animated by specifying the joint angles as functions of time.



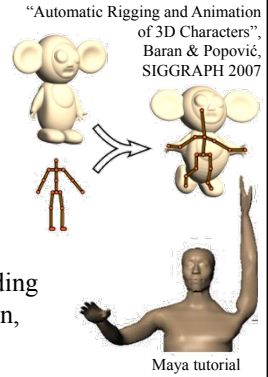
Skeleton Hierarchy

- Each bone transformation described relative to the parent in the hierarchy:



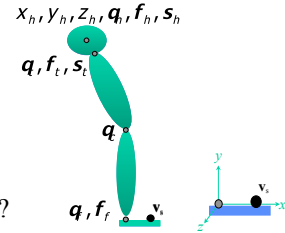
Skeletal Animation Challenges

- **Skinning**
 - Complex deformable skin, muscle, skin motion
- **Hierarchical controls**
 - Smile control, eye blinking, etc.
 - Keyframes for these higher-level controls
- A huge time is spent building the 3D models, its skeleton, and its controls



Forward Kinematics

- Given skeleton parameters p , and the position of the effector in local coordinates V_s , what is the position of the effector in the world coordinates V_w ?

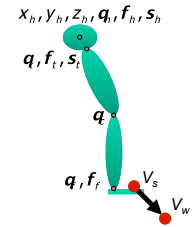


$$V_w = T(x_h, y_h, z_h)R(q_h, f_h, s_h)T_l R(q_l, f_l, s_l)T_c R(q_c, f_c, s_c)V_s$$

$$V_w = S(p)V_s$$

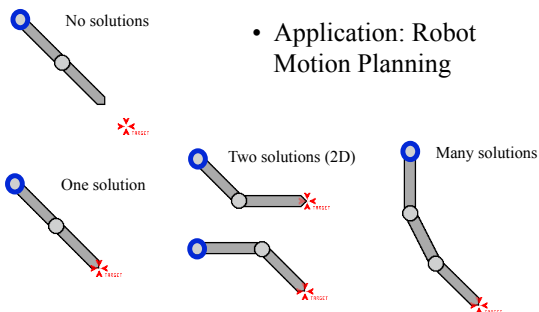
Inverse Kinematics (IK)

- Given the position of the effector in local coordinates V_s and the *desired position* V_w in world coordinates, what are the skeleton parameters p ?
- Much harder requires solving the inverse of the non-linear function:



find p such that $S(p)V_s = V_w$

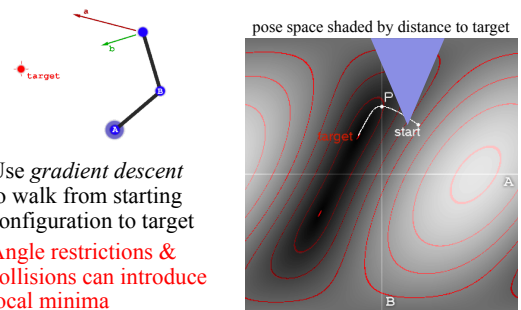
Under-/Over- Constrained IK



- Application: Robot Motion Planning

“The good-looking textured light-sourced bouncy fun smart and stretchy page”
Hugo Elias, http://freespace.virgin.net/hugo.elias/models/m_ik.htm

Searching Configuration Space



- Use *gradient descent* to walk from starting configuration to target
- **Angle restrictions & collisions can introduce local minima**

“The good-looking textured light-sourced bouncy fun smart and stretchy page”
Hugo Elias, http://freespace.virgin.net/hugo.elias/models/m_ik2.htm

IK Challenge

- Find a “natural” skeleton configuration for a given collection of pose constraints
- A *vector constraint function* $C(p) = 0$ collects all pose constraints
- A *scalar objective function* $g(p)$ measures the quality of a pose, $g(p)$ is minimum for most natural poses. Example $g(p)$:

- deviation from natural pose
- joint stiffness
- power consumption

Force: Newton (N) = $\text{kg} \cdot \text{m} / \text{s}^2$
 Work: Joule (J) = $\text{N} \cdot \text{m} = \text{kg} \cdot \text{m}^2 / \text{s}^2$
 Power: Watt (W) = $\text{J} / \text{s} = \text{kg} \cdot \text{m}^2 / \text{s}^3$

Questions?

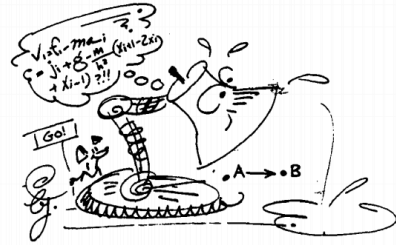



Figure 8: Spacetime constraints: a cartoonist's view. (c) 1988 by Laura Green, used by permission.

“Spacetime Constraints”, Witkin & Kass, SIGGRAPH 1988

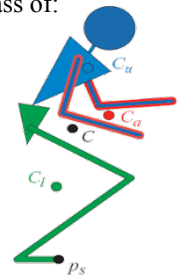
“Synthesis of Complex Dynamic Character Motion from Simple Animation”, Liu & Popović, 2002.



- Rapid prototyping of realistic character motion from rough low-quality animations
- Obey the laws of physics & stay within space of naturally-occurring movements

What's a Natural Pose?

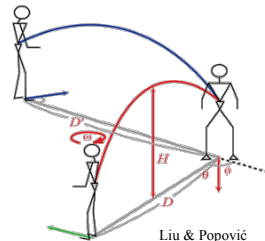
- Training database of ~50 “natural poses”
- For each, compute center of mass of:
 - Upper body
 - Arms
 - Lower body
- The relative COM of each generated pose is matched to most the most similar database example



Liu & Popović

Linear and Angular Momentum

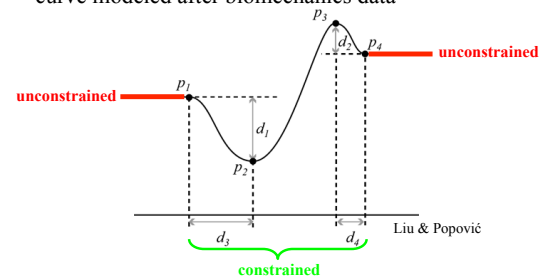
- In unconstrained animation (no contacts), both linear & angular momentum should be conserved
- The center of mass should follow a parabolic trajectory according to gravity
- The joints should move such that the angular momentum of the whole body remains constant



Liu & Popović

During Constrained Motion

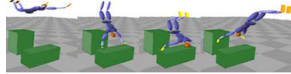
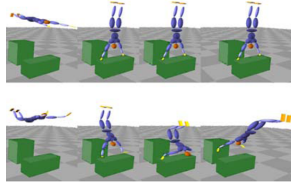
- During *constrained* motion (when in contact with the ground), the angular momentum follows a spline curve modeled after biomechanics data



Liu & Popović

System Features

- Automatically detect point/line/plane constraints
- Divide animation into constrained portions (e.g., feet in contact with ground) and unconstrained portions (e.g., free flight)
- Linear and angular momentum constraints *without having to compute muscle forces*
- Minimize:
 - Mass displacement
 - Velocity of the degrees of freedom (DOF)
 - “Unbalance” (distance the COM projected to ground is outside of constraints)



Readings for Tuesday 3/1: *read one for Tuesday, read other before HW3*

- "An improved illumination model for shaded display" Turner Whitted, 1980.
- "Distributed Ray Tracing", Cook, Porter, & Carpenter, SIGGRAPH 1984.

