

CSCI-4972/6963 Advanced Computer Graphics

<http://www.cs.rpi.edu/~cutler/classes/advancedgraphics/S07/>

Professor Barb Cutler
cutler@cs.rpi.edu
MRC 309A

1

Luxo Jr.



Pixar Animation Studios, 1986


2

Topics for the Semester

- Meshes
 - representation
 - simplification
 - subdivision surfaces
 - generation
 - volumetric modeling
- Simulation
 - particle systems
 - rigid body, deformation, cloth, wind/water flows
 - collision detection
 - weathering
- Rendering
 - ray tracing
 - appearance models
 - shadows
 - local vs. global illumination
 - radiosity, photon mapping, subsurface scattering, etc.
- procedural modeling
- texture synthesis
- & more ...

3

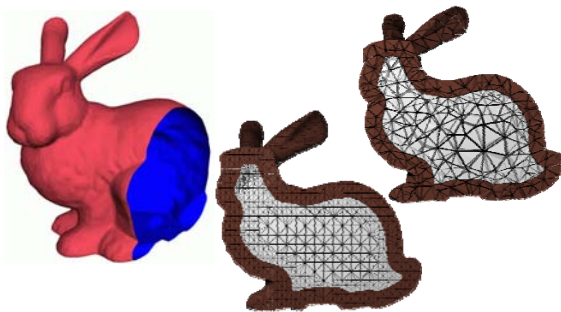
Mesh Simplification



Hoppe "Progressive Meshes" SIGGRAPH 1996

4


Mesh Generation & Volumetric Modeling



Cutler et al., "Simplification and Improvement of Tetrahedral Models for Simulation" 2004

5


Modeling – Subdivision Surfaces



Geri's Game
Pixar 1997

6

Particle Systems




Star Trek: The Wrath of Khan 1982

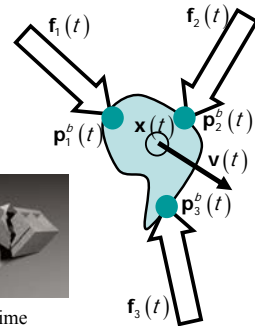
7

Physical Simulation

- Rigid Body Dynamics
- Collision Detection
- Fracture
- Deformation



Müller et al., "Stable Real-Time Deformations" 2002



8

Fluid Dynamics



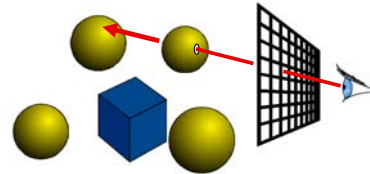
"Visual Simulation of Smoke"
Fedkiw, Stam & Jensen
SIGGRAPH 2001

Foster & Matusz, 1996

9

Ray Casting


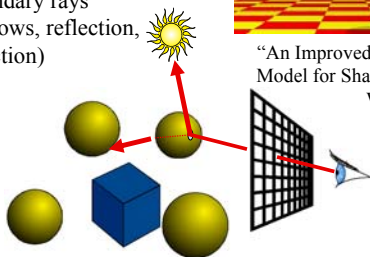
- For every pixel
construct a ray from the eye
 - For every object in the scene
 - Find intersection with the ray
 - Keep if closest



10

Ray Tracing


- Shade (interaction of light and material)
- Secondary rays (shadows, reflection, refraction)



"An Improved Illumination Model for Shaded Display"
Whitted 1980

11


Traditional Ray Tracing




Henrik Wann Jensen

12


Ray Tracing + Soft Shadows



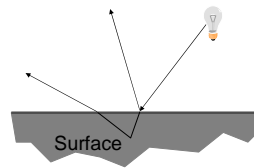
Ray Tracing + Caustics



Global Illumination

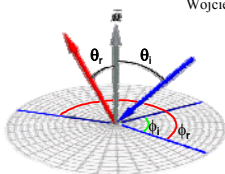


Subsurface Scattering



16

Appearance Models



17

Syllabus & Course Website

<http://www.cs.rpi.edu/~cutler/classes/advancedgraphics/S07/>

- Which version should I register for?
 - CSCI 6963
 - 3 units of graduate credit
 - CSCI 4972
 - 4 units of undergraduate creditsame lectures, assignments, quizzes, & grading criteria
- Other Questions?

18

Introductions – Who are you?

- name
- year/degree
- graphics background (if any)
- research interests
- why you are taking this class
- something fun, interesting, or unusual about yourself

19

Outline

- Course Overview
- **Classes of Transformations**
- Representing Transformations
- Transformations in Modelling
- Combining Transformations
- Orthographic & Perspective Projections
- Example: Iterated Function Systems (IFS)

20

What is a Transformation?

- Maps points (x, y) in one coordinate system to points (x', y') in another coordinate system

$$x' = ax + by + c$$

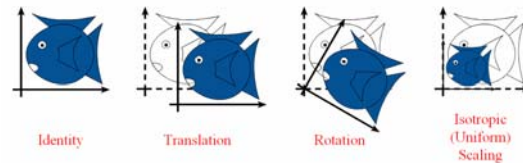
$$y' = dx + ey + f$$

- For example, Iterated Function System (IFS):



21

Simple Transformations



- Can be combined
- Are these operations invertible?

Yes, except scale = 0

22

Transformations are used to:

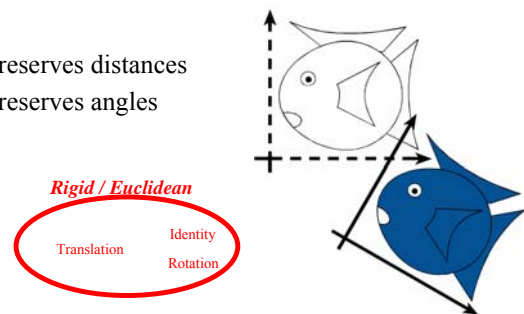
- Position objects in a scene
- Change the shape of objects
- Create multiple copies of objects
- Projection for virtual cameras
- Describe animations



23

Rigid-Body / Euclidean Transforms

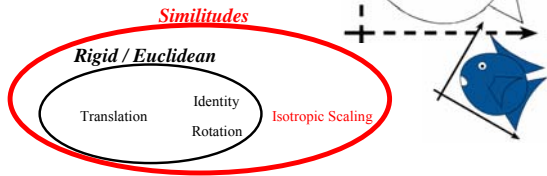
- Preserves distances
- Preserves angles



24

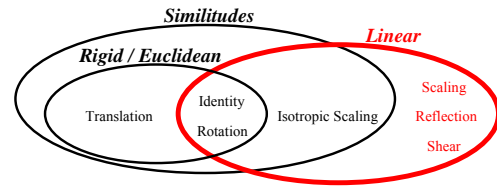
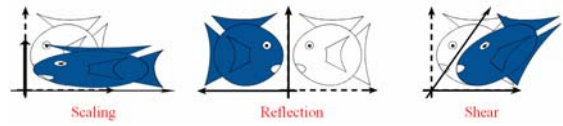
Similitudes / Similarity Transforms

- Preserves angles



25

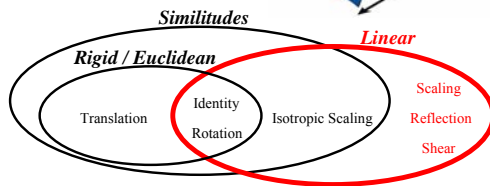
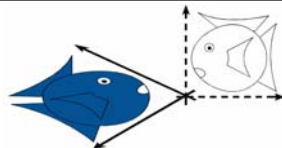
Linear Transformations



26

Linear Transformations

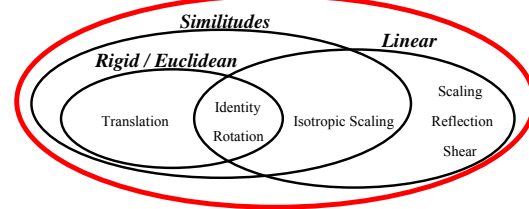
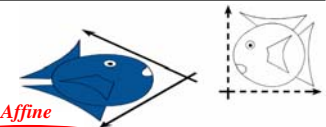
- $L(p + q) = L(p) + L(q)$
- $L(ap) = a L(p)$



27

Affine Transformations

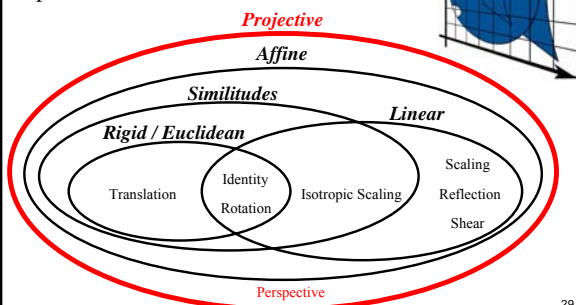

- preserves parallel lines



28

Projective Transformations

- preserves lines



29

General (Free-Form) Transformation

- Does not preserve lines
- Not as pervasive, computationally more involved



Fig 1. Undeformed Plastic

Fig 2. Deformed Plastic

Sederberg and Parry, Siggraph 1986

30

Outline

- Course Overview
- Classes of Transformations
- **Representing Transformations**
- Transformations in Modelling
- Combining Transformations
- Orthographic & Perspective Projections
- Example: Iterated Function Systems (IFS)

31

How are Transforms Represented?

$$x' = ax + by + c$$

$$y' = dx + ey + f$$

$$\begin{pmatrix} x' \\ y' \end{pmatrix} = \begin{pmatrix} a & b \\ d & e \end{pmatrix} \begin{pmatrix} x \\ y \end{pmatrix} + \begin{pmatrix} c \\ f \end{pmatrix}$$

$$p' = Mp + t$$

32

Homogeneous Coordinates

- Add an extra dimension
 - in 2D, we use 3 x 3 matrices
 - In 3D, we use 4 x 4 matrices
- Each point has an extra value, w

$$\begin{pmatrix} x' \\ y' \\ z' \\ w' \end{pmatrix} = \begin{pmatrix} a & b & c & d \\ e & f & g & h \\ i & j & k & l \\ m & n & o & p \end{pmatrix} \begin{pmatrix} x \\ y \\ z \\ w \end{pmatrix}$$

$$p' = Mp$$

33

Translation in homogeneous coordinates

$$x' = ax + by + c$$

$$y' = dx + ey + f$$

Affine formulation

Homogeneous formulation

$$\begin{pmatrix} x' \\ y' \end{pmatrix} = \begin{pmatrix} a & b \\ d & e \end{pmatrix} \begin{pmatrix} x \\ y \end{pmatrix} + \begin{pmatrix} c \\ f \end{pmatrix}$$

$$\begin{pmatrix} x' \\ y' \\ 1 \end{pmatrix} = \begin{pmatrix} a & b & c \\ d & e & f \\ 0 & 0 & 1 \end{pmatrix} \begin{pmatrix} x \\ y \\ 1 \end{pmatrix}$$

$$p' = Mp + t$$

$$p' = Mp$$

34

Homogeneous Coordinates

- Most of the time w = 1, and we can ignore it

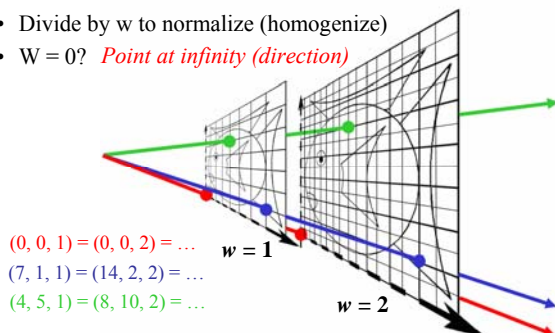
$$\begin{pmatrix} x' \\ y' \\ z' \\ 1 \end{pmatrix} = \begin{pmatrix} a & b & c & d \\ e & f & g & h \\ i & j & k & l \\ 0 & 0 & 0 & 1 \end{pmatrix} \begin{pmatrix} x \\ y \\ z \\ 1 \end{pmatrix}$$

- If we multiply a homogeneous coordinate by an *affine matrix*, w is unchanged

35

Homogeneous Visualization

- Divide by w to normalize (homogenize)
- W = 0? *Point at infinity (direction)*

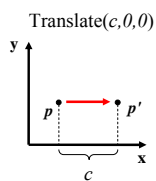


36

Translate (t_x, t_y, t_z)

- Why bother with the extra dimension?

Because now translations can be encoded in the matrix!

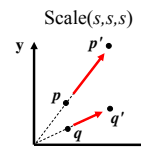


$$\begin{bmatrix} x' \\ y' \\ z' \\ 1 \end{bmatrix} = \begin{bmatrix} 1 & 0 & 0 & t_x \\ 0 & 1 & 0 & t_y \\ 0 & 0 & 1 & t_z \\ 0 & 0 & 0 & 1 \end{bmatrix} \begin{bmatrix} x \\ y \\ z \\ 1 \end{bmatrix}$$

37

Scale (s_x, s_y, s_z)

- Isotropic (uniform) scaling: $s_x = s_y = s_z$

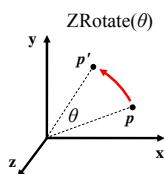


$$\begin{bmatrix} x' \\ y' \\ z' \\ 1 \end{bmatrix} = \begin{bmatrix} s_x & 0 & 0 & 0 \\ 0 & s_y & 0 & 0 \\ 0 & 0 & s_z & 0 \\ 0 & 0 & 0 & 1 \end{bmatrix} \begin{bmatrix} x \\ y \\ z \\ 1 \end{bmatrix}$$

38

Rotation

- About z axis

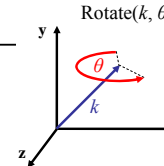


$$\begin{bmatrix} x' \\ y' \\ z' \\ 1 \end{bmatrix} = \begin{bmatrix} \cos \theta & -\sin \theta & 0 & 0 \\ \sin \theta & \cos \theta & 0 & 0 \\ 0 & 0 & 1 & 0 \\ 0 & 0 & 0 & 1 \end{bmatrix} \begin{bmatrix} x \\ y \\ z \\ 1 \end{bmatrix}$$

39

Rotation

- About (k_x, k_y, k_z) , a unit vector on an arbitrary axis (Rodrigues Formula)



$$\begin{bmatrix} x' \\ y' \\ z' \\ 1 \end{bmatrix} = \begin{bmatrix} k_x k_x (1-c) + c & k_z k_x (1-c) - k_y s & k_x k_z (1-c) + k_y s & 0 \\ k_y k_x (1-c) + k_z s & k_z k_x (1-c) + c & k_y k_z (1-c) - k_x s & 0 \\ k_z k_x (1-c) - k_y s & k_z k_x (1-c) - k_x s & k_z k_z (1-c) + c & 0 \\ 0 & 0 & 0 & 1 \end{bmatrix} \begin{bmatrix} x \\ y \\ z \\ 1 \end{bmatrix}$$

where $c = \cos \theta$ & $s = \sin \theta$

40

Storage

- Often, w is not stored (always 1)
- Needs careful handling of direction vs. point
 - Mathematically, the simplest is to encode directions with $w = 0$
 - In terms of storage, using a 3-component array for both direction and points is more efficient
 - Which requires to have special operation routines for points vs. directions

41

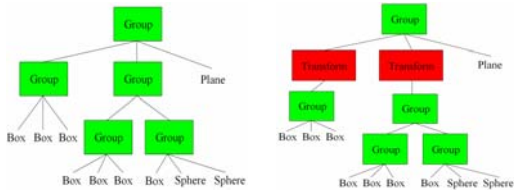
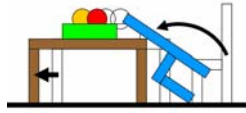
Outline

- Course Overview
- Classes of Transformations
- Representing Transformations
- Transformations in Modelling
- Combining Transformations
- Orthographic & Perspective Projections
- Example: Iterated Function Systems (IFS)

42

Adding Transformations

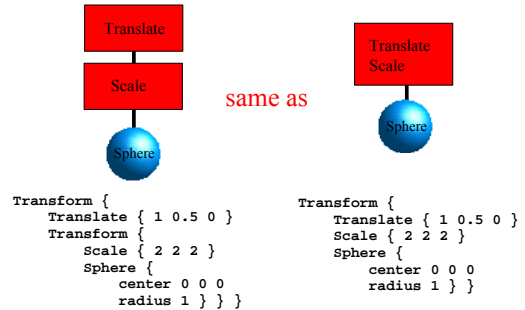
- To position the logical groupings of objects within the scene



43

Nested Transforms

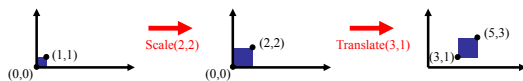
$$p' = T(S p) = TS p$$



44

How are transforms combined?

Scale then Translate



Use matrix multiplication: $p' = T(S p) = TS p$

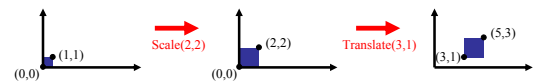
$$TS = \begin{pmatrix} 1 & 0 & 3 \\ 0 & 1 & 1 \\ 0 & 0 & 1 \end{pmatrix} \begin{pmatrix} 2 & 0 & 0 \\ 0 & 2 & 0 \\ 0 & 0 & 1 \end{pmatrix} = \begin{pmatrix} 2 & 0 & 3 \\ 0 & 2 & 1 \\ 0 & 0 & 1 \end{pmatrix}$$

Caution: matrix multiplication is NOT commutative!

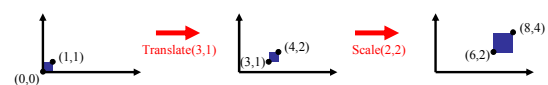
45

Non-commutative Composition

Scale then Translate: $p' = T(S p) = TS p$



Translate then Scale: $p' = S(T p) = ST p$



46

Non-commutative Composition

Scale then Translate: $p' = T(S p) = TS p$

$$TS = \begin{pmatrix} 1 & 0 & 3 \\ 0 & 1 & 1 \\ 0 & 0 & 1 \end{pmatrix} \begin{pmatrix} 2 & 0 & 0 \\ 0 & 2 & 0 \\ 0 & 0 & 1 \end{pmatrix} = \begin{pmatrix} 2 & 0 & 3 \\ 0 & 2 & 1 \\ 0 & 0 & 1 \end{pmatrix}$$

Translate then Scale: $p' = S(T p) = ST p$

$$ST = \begin{pmatrix} 2 & 0 & 0 \\ 0 & 2 & 0 \\ 0 & 0 & 1 \end{pmatrix} \begin{pmatrix} 1 & 0 & 3 \\ 0 & 1 & 1 \\ 0 & 0 & 1 \end{pmatrix} = \begin{pmatrix} 2 & 0 & 6 \\ 0 & 2 & 2 \\ 0 & 0 & 1 \end{pmatrix}$$

47

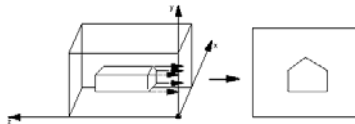
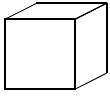
Outline

- Course Overview
- Classes of Transformations
- Representing Transformations
- Transformations in Modelling
- Combining Transformations
- Orthographic & Perspective Projections
- Example: Iterated Function Systems (IFS)

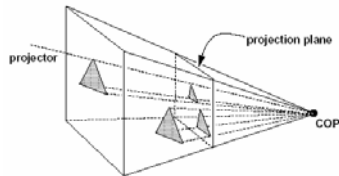
48

Orthographic vs. Perspective

- Orthographic



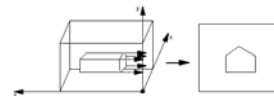
- Perspective



49

Simple Orthographic Projection

- Project all points along the z axis to the $z = 0$ plane



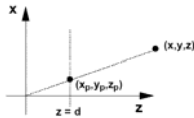
$$\begin{bmatrix} x \\ y \\ 0 \\ 1 \end{bmatrix} = \begin{bmatrix} 1 & 0 & 0 & 0 \\ 0 & 1 & 0 & 0 \\ 0 & 0 & 0 & 0 \\ 0 & 0 & 0 & 1 \end{bmatrix} \begin{bmatrix} x \\ y \\ z \\ 1 \end{bmatrix}$$

50

Simple Perspective Projection

- Project all points along the z axis to the $z = d$ plane, eyepoint at the origin:

$$\begin{aligned} x_p &= \frac{d \cdot x}{z} = \frac{x}{z/d} \\ y_p &= \frac{d \cdot y}{z} = \frac{y}{z/d} \\ z_p &= d \end{aligned}$$



homogenize

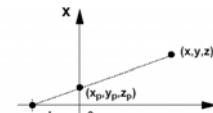
$$\begin{bmatrix} x \cdot d / z \\ y \cdot d / z \\ d \\ 1 \end{bmatrix} = \begin{bmatrix} x \\ y \\ z \\ z/d \end{bmatrix} = \begin{bmatrix} 1 & 0 & 0 & 0 \\ 0 & 1 & 0 & 0 \\ 0 & 0 & 1 & 0 \\ 0 & 0 & 1/d & 0 \end{bmatrix} \begin{bmatrix} x \\ y \\ z \\ 1 \end{bmatrix}$$

51

Alternate Perspective Projection

- Project all points along the z axis to the $z = 0$ plane, eyepoint at the $(0,0,-d)$:

$$\begin{aligned} x_p &= \frac{d \cdot x}{z+d} = \frac{x}{(z/d)+1} \\ y_p &= \frac{d \cdot y}{z+d} = \frac{y}{(z/d)+1} \end{aligned}$$



homogenize

$$\begin{bmatrix} x \cdot d / (z+d) \\ y \cdot d / (z+d) \\ 0 \\ 1 \end{bmatrix} = \begin{bmatrix} x \\ y \\ 0 \\ (z+d)/d \end{bmatrix} = \begin{bmatrix} 1 & 0 & 0 & 0 \\ 0 & 1 & 0 & 0 \\ 0 & 0 & 0 & 0 \\ 0 & 0 & 1/d & 1 \end{bmatrix} \begin{bmatrix} x \\ y \\ z \\ 1 \end{bmatrix}$$

52

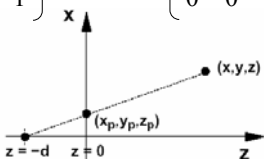
In the limit, as $d \rightarrow \infty$

this perspective projection matrix...

$$\begin{bmatrix} 1 & 0 & 0 & 0 \\ 0 & 1 & 0 & 0 \\ 0 & 0 & 0 & 0 \\ 0 & 0 & 1/d & 1 \end{bmatrix}$$

...is simply an orthographic projection

$$\begin{bmatrix} 1 & 0 & 0 & 0 \\ 0 & 1 & 0 & 0 \\ 0 & 0 & 0 & 0 \\ 0 & 0 & 0 & 1 \end{bmatrix}$$



53

Outline


- Course Overview
- Classes of Transformations
- Representing Transformations
- Transformations in Modelling
- Combining Transformations
- Orthographic & Perspective Projections
- Example: Iterated Function Systems (IFS)

54

Iterated Function Systems (IFS)

- Capture self-similarity
- Contraction (reduce distances)
- An attractor is a fixed point

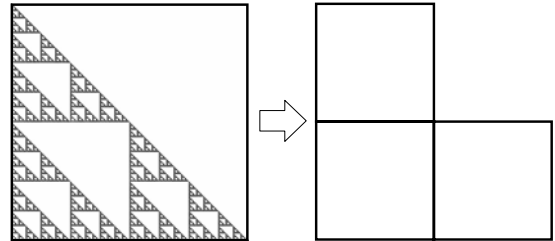
$$A = \bigcup f_i(A)$$



55

Example: Sierpinski Triangle

- Described by a set of n affine transformations
- In this case, $n = 3$
 - translate & scale by 0.5



56

Example: Sierpinski Triangle

```


for "lots" of random input points (x0, y0)
  for j=0 to num_iters
    randomly pick one of the transformations
    (xk+1, yk+1) = fi (xk, yk)
    display (xk, yk)
  
```



Increasing the number of iterations

57

Another IFS: The Dragon



58

3D IFS in OpenGL

GL_POINTS




GL_QUADS



59

Assignment 1: OpenGL Warmup

- Get familiar with:
 - C++ environment
 - OpenGL
 - Transformations
 - simple Vector, Matrix & Image classes
- Have Fun!
- Due Thursday Jan 25th at 11:59pm



60