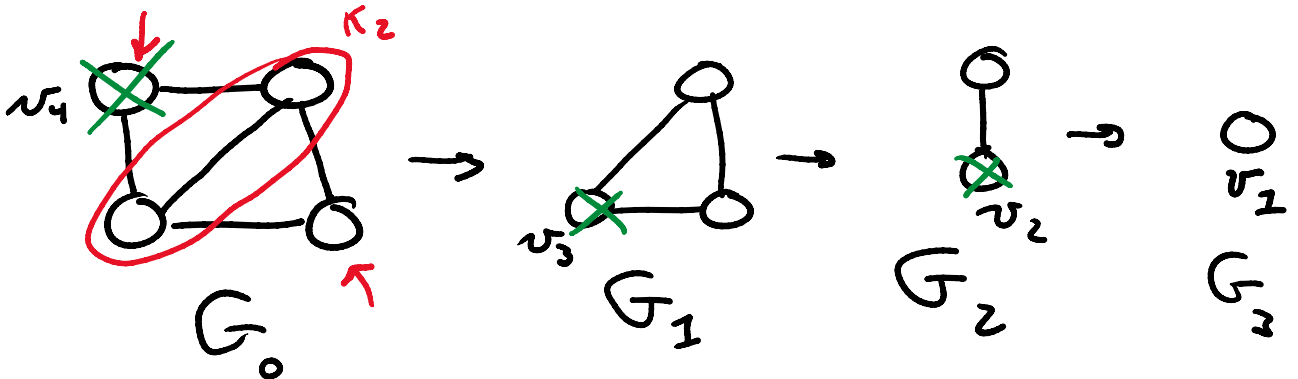


Question of the day:

Is it snowing in Vermont?

Simplicial Elimination ordering (SEO)



working backwards

$$\chi(G, k) = \prod_{i=1}^n (k - d'(v_i))$$

$$\chi(G, k) = (k)(k-1)(k-2)(k-2)$$

$$\chi(G, 1) = 0$$

$$\chi(G, 2) = 0$$

$$\chi(G, 3) = 6$$

Note: max
clique in G
is K_3



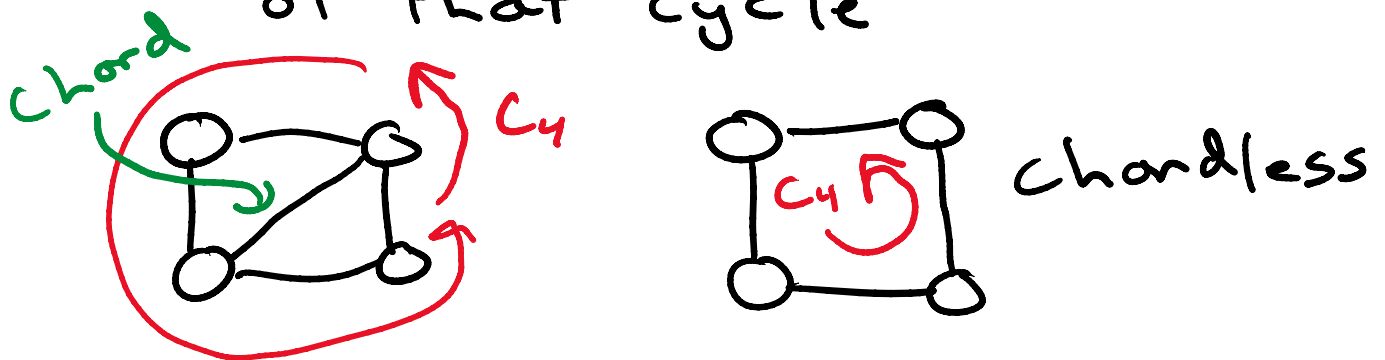
which graphs have a

\cup which graphs have a simplicial elimination ordering?

A: chordal graphs

Chordal graph: a simple graph that has no chordless cycle

Chord: an edge with endpoints on a cycle but is not part of that cycle



Chordless cycle: a cycle of length at least 4 with no chords

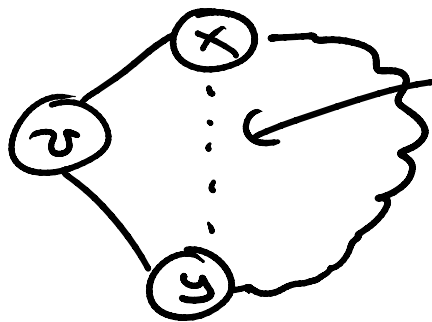
G has SEO $\Leftrightarrow G$ is chordal

G has SEO $\Rightarrow G$ is chordal

- consider some $C_{n \geq 4} \subseteq G$

- consider some $C_{n \geq 4} \subseteq G$

- consider the first vertex v deleted in that cycle



note: if $(x, y) \notin E(G)$
 v would not be simplicial

G is chordal $\Rightarrow G$ has a SEO

Show: every chordal graph has a simplicial vertex farthest from some vertex x

Note: deleting a vertex can't introduce a chordless cycle

Strong induction on $|V(G)|$

Basis $P(1)$: single vertex is simplicial

$P(n > k)$: Consider $G, |V(G)| = n$

- consider $x \in V(G)$

Case 1: $N(x) = \{V(G) - x\}$

→ $G - x$ is chordal

→ I. H. on $G - x$

→ Any simplicial vertex in $G - x$
is simplicial in G

$$SEO(G) = \{x\} + SEO(G - x)$$

Case 2: $N(x) \neq \{V(G) - x\}$

- define $T =$ vertices maximum
distance from x

- define $H =$ subgraph induced
by $G[T]$

- define $S =$ vertices in $G - T$
with neighbors in $V(H) \cup T$

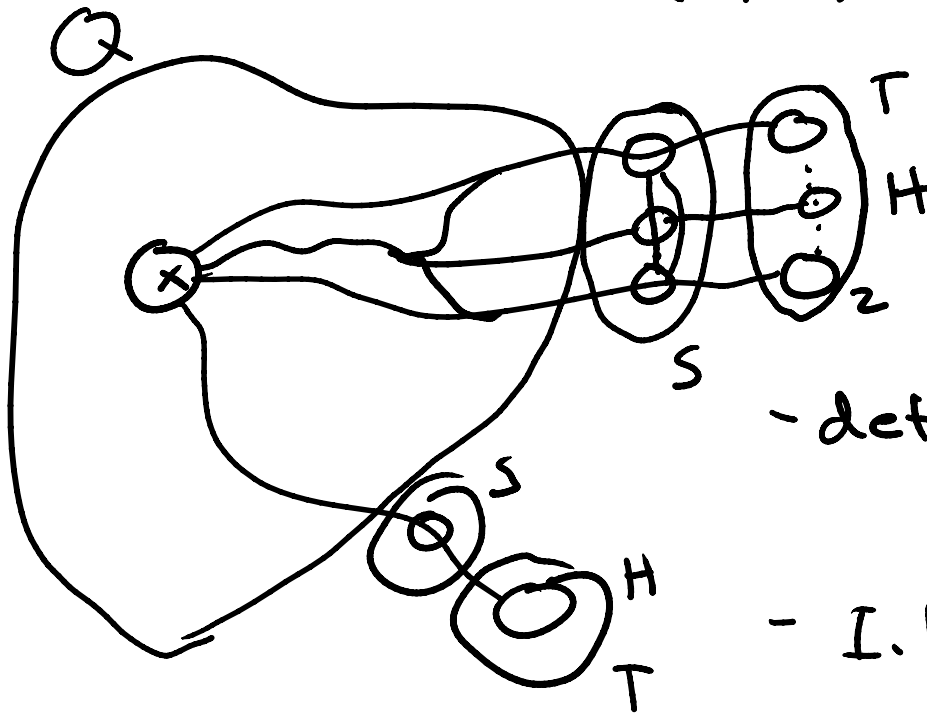
- define $Q =$ component of $G - S$
that contains x

Note: S must be cliques

→ has neighbors in Q and H
for all $u, v \in S$

→ Has neighbors in Q and Π
for all $w \in S$

→ any cycle from $H \rightarrow Q \rightarrow H$
passing through any $u, v \in S$
must have (u, v) as a chord



- define $G' =$
 $G[S \cup V(H)]$

- I.H. on G'

→ consider some
 $u \in S$

→ \exists simplicial vertex
in $H \rightarrow z$

→ also simplicial in G

\Rightarrow so we can construct a SEO
using this vertex z \square

Recall G is perfect if

Recall G is perfect if

$$\chi(H) = \omega(H) : \forall H \subseteq G$$

↑ clique number
aka max clique
size

Show: chordal graphs are perfect

we know deleting vertices cannot
create a chordless cycle

→ show $\chi(G) = \omega(G)$ for all
chordal graphs

we know chordal G has SEO

- consider the reverse order

- as v_i is added back to G_i
 $N'(v_i)$ is a clique

- can use greedy coloring on each
 v_i when we add them back

→ If v_i gets color k , v_i is
in clique K_k

→ etc.

→ we'll end up with some v_j
with color l in clique of
size l , where l is
maximum over all of G

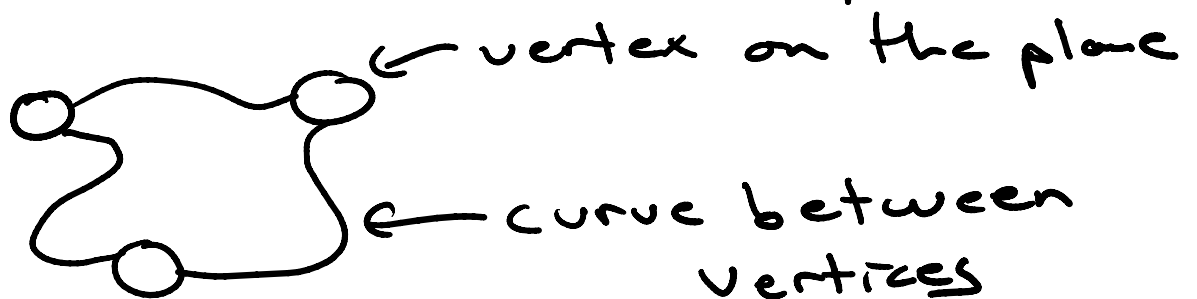
$$\Rightarrow \chi(G) = \omega(G)$$

⇒ we can apply this same logic
to all induced subgraphs $H \subseteq G$

Hence, chordal graphs
are perfect \square

Planarity and graph drawing

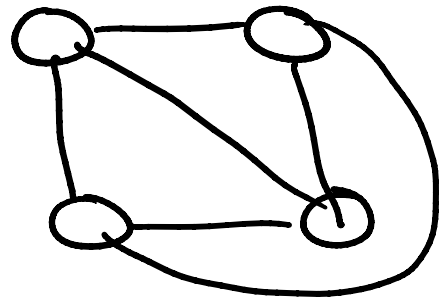
Graph drawing: a mapping of
vertices to some points on the
plane, and edges to some
curves between those points





vertices

Graph planarity: a graph is planar if it can be drawn without any edge crossing - aka curves of edges intersect



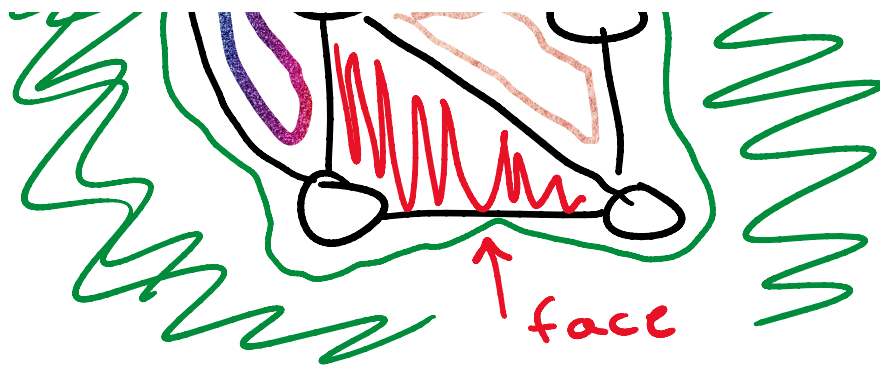
no crossing

Couple more definitions: \rightarrow planar
 planar embedding \rightarrow graph drawing w/o crossing

maximal
 Face: area in same planar embedding enclosed by edges

Outer Face: the external/unbounded face of the embedding





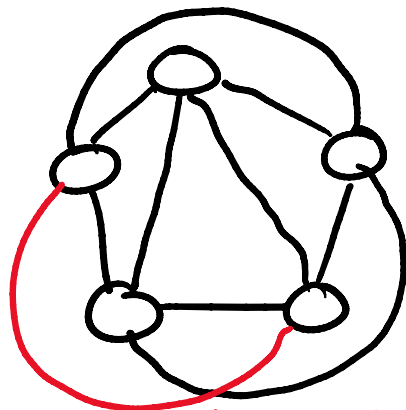
outer face

we have 4 faces of K_4

What about non-planar graphs?

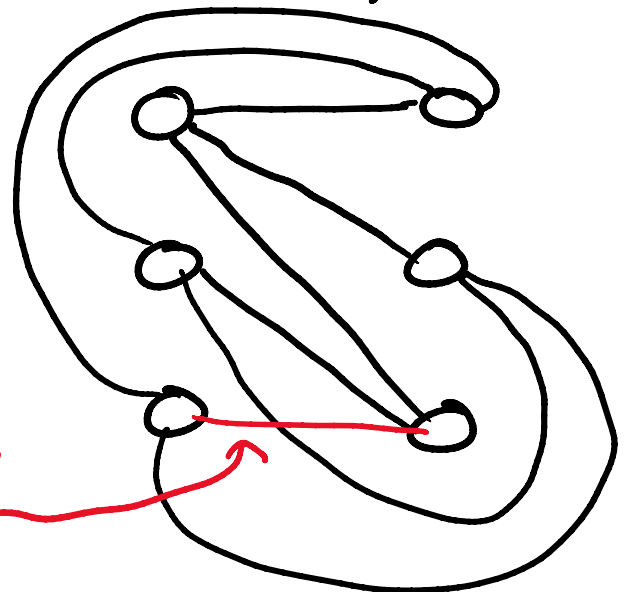
aka graphs that have no planar embedding possible

What about K_5 ?



conflicting edges

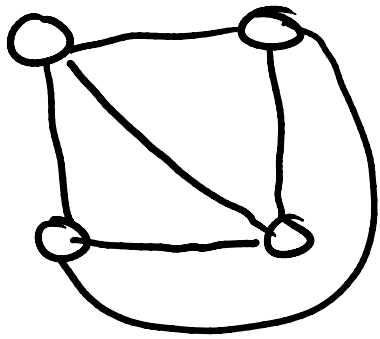
or $K_{3,3}$



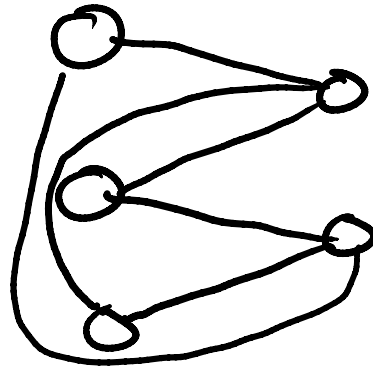
Outerplanar graph: a graph with a planar embedding where all edges are on the outer face

K_4 is not outerplanar

$K_{3,3}$ is not



$K_{3,2}$ is not outerplanar



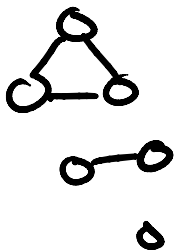
Don't worry: we'll formalize all this later

Couple more examples of planar/outerplanar

K_5 not planar

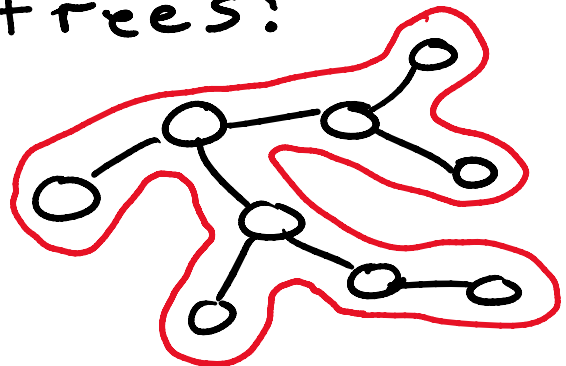
K_4 not outerplanar but is planar

Cycles are planar and outerplanar



K_3 is both
 K_2 " "
 K_1 " "

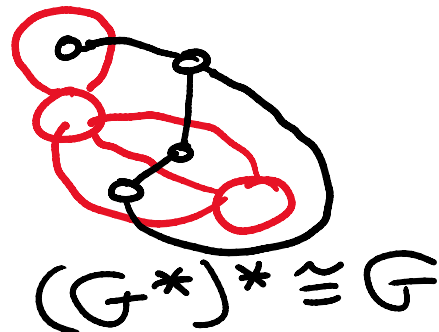
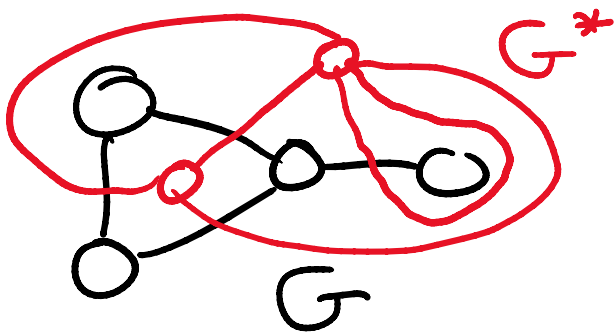
trees?



both planar and outerplanar

Dual Graphs

Dual graph G^* of planar embedding of G is a graph whose vertices are the faces of G and whose edges are defined based on the faces of G that share an edge



Note: the dual graph of a dual can be but is not always isomorphic to the original graph (O.G.)